

Welcome.

We are Your
**Academic Technology
Services Team**

We Partner. We Solve. We Care.
Above all, we keep it simple.



Meet Our Team



Laurey Harvey
Director,
Academic Technology Services



Elpidio Dela Cruz
Senior Academic
Technology Specialist



Caitlin Duffy
Interim Manager,
Online & Instructional Technologies



Linda Matthews
Academic Technology Specialist



Molly Holahan
Media Support Specialist



Dennis McAleer
Manager,
Academic Technology Systems &
Learning Analytics



Yong Ra
Senior Applications Administrator

What We Do


Using technology-based tools, ATS helps faculty bring their content into vivid, engaging format that creates outstanding student experiences in the classroom or online.



We Support Faculty Onsite and Online



Explore new emerging academic technologies



Explore Opportunities to Enhance Canvas with LTI Add-ons



Workshops and Trainings



On-Demand Tech Support



SMORES – Byte-Size, Focused, On-demand Resources



Graphic Design and Video Design Support



One-on-one and Group Consultations



Build Online Courses and Course Templates



Integrate innovative technology tools and apply to course content

Exploring? We'll Ride Along.

Consider us your travel partner on your ed-tech journey. If you're interested in new hardware or software, contact ATS and we can help see how it will fit in the learning ecosystem of tools available to faculty at New York Tech.



We Partner with Faculty to Integrate Learning Tools into Canvas



There's a world of Canvas add-ons that you can use to enrich your teaching practice. Get Inspired at [https://www.eduappcenter.com/Faculty Requests For Canvas add-ons are Managed Through an Online Form Found HERE](https://www.eduappcenter.com/Faculty-Requests-For-Canvas-add-ons-are-Managed-Through-an-Online-Form-Found-HERE).

Time-Efficient Workshops & Trainings

Information Technology Services Calendar

Today ◀ ▶ Wednesday, January 18, 2023 Print Week Month Agenda

2:00pm	Drop-In Help Support Sessions
Wednesday, January 18, 2023	
11:15am	Copying Canvas Course Contents from One Course to Another
1:00pm	Syllabus, Announcements, Zoom Classes, Publishing the Course, and More
Thursday, January 19, 2023	
11:15am	Copying Canvas Course Contents from One Course to Another
12:00pm	LockDown Browser and Respondus Monitor: Protect the Integrity of Tests
1:00pm	Syllabus, Announcements, Zoom Classes, Publishing the Course, and More
1:00pm	Quick and Easy Fixes for an Engaging Course Syllabus
2:00pm	Drop-In Help Support Sessions
Friday, January 20, 2023	
10:00am	Linking OneDrive Files and Folders on Canvas
2:00pm	Microsoft Teams Basics
Tuesday, January 24, 2023	
12:00pm	LockDown Browser and Respondus Monitor: Protect the Integrity of Tests
2:00pm	Drop-In Help Support Sessions
Wednesday, January 25, 2023	

Events shown in time zone: Eastern Time - New York Google Calendar

Focused, Custom, and Byte-Sized: 20 Minutes plus Q&A.

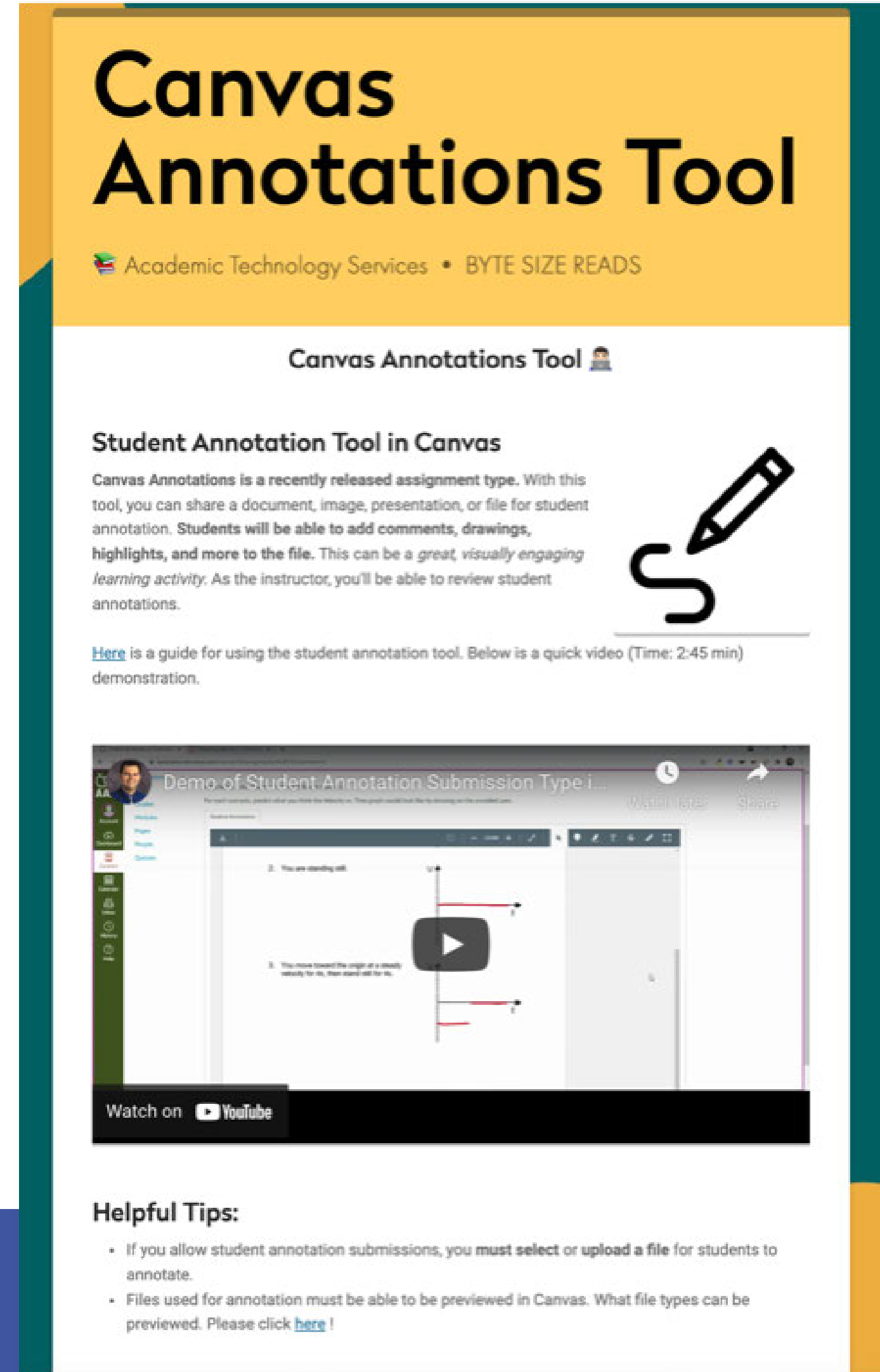
You Can Register at the [ATS Website](#)

We send monthly virtual newsletters to your New York Tech inbox that highlight our resources and trainings.

In-depth Trainings and Workshops by Request.

ATS Training SMORES

- Collection of On-Demand, Focused Training Topics.
- Includes a 20-Minute Recorded Workshop When Available, Vendor Tutorials, and Quick, Solution-oriented Resources.
- Visit:
https://www.nyit.edu/administrative_offices/training_smores
- Dessert not included.



The screenshot shows a webpage titled "Canvas Annotations Tool" with a yellow header. Below the header, it says "Academic Technology Services • BYTE SIZE READS". The main content area has a white background with a green border on the left and right. It features a section titled "Canvas Annotations Tool" with a user icon. Below this is a sub-section "Student Annotation Tool in Canvas" with a paragraph of text and a pencil icon. A link "Here" is provided for a guide. Below the link is a video player showing a "Demo of Student Annotation Submission Type i...". The video player has a play button and a "Watch on YouTube" button. Below the video player is a "Helpful Tips" section with two bullet points.

Canvas Annotations Tool


Academic Technology Services • BYTE SIZE READS

Canvas Annotations Tool

Student Annotation Tool in Canvas

Canvas Annotations is a recently released assignment type. With this tool, you can share a document, image, presentation, or file for student annotation. Students will be able to add comments, drawings, highlights, and more to the file. This can be a great, visually engaging learning activity. As the instructor, you'll be able to review student annotations.

[Here](#) is a guide for using the student annotation tool. Below is a quick video (Time: 2:45 min) demonstration.

Watch on  YouTube

Helpful Tips:

- If you allow student annotation submissions, you **must select or upload a file** for students to annotate.
- Files used for annotation must be able to be previewed in Canvas. What file types can be previewed. Please click [here](#)!

In-House Multimedia Creation



- Banners
- Icons
- Infographics
- Video lectures
- Motion graphic animations
- Audio and Video Editing
- Voiceovers

Faculty-Driven Partnerships in Course Building



DIY-READY

We provide you with the template elements you request, and you modify the templates as you see fit in a Canvas sandbox that you can edit and duplicate.



CONSULT-BASED

We listen, and we provide you with thoughtful applications of technology to build meaningful learning opportunities. You determine how much development and 1-1 support is appropriate.



360° SUPPORT

We guide you through a partnership process, and build the course for you in a Canvas sandbox that you can edit and duplicate.

Validated Quality is Built-In

OSCQR Standard-Compliant:

Our courses meet the standards Online Learning Consortium's official course evaluative rubric. OSCQR (SUNY's Online Course Quality Review Rubric)

ATS Hallmarks:

We support all modes of teaching with course materials that embody these ATS Themes:

- **Outcomes** (Backward Design),
- **Learn** (UDL and accessibility),
- **Practice** (Low-stakes and iterative assignments),
- **Apply** (Real world and authentic assessments),
- **Interact** (Group projects and student discussions),
- **Heart** (Community and student-centered activities).



ATS Course Materials Are:

Responsive:

We test our designs on mobile devices, and try to make every course element responsive.

Scalable:

Easy-to-duplicate, time-efficient tools and assets that can be distributed across sections, departments, and programs.

Intuitive and User-Friendly:

WYSIWYG (What You See is What You Get); Flat learning curve: Edit, Copy, and Put to Use Right Away.



ATS Designed Templates...



Help Ensure Accessibility

We use tools in Canvas, Kaltura, and strive for ADA Compliant Designs



Have Community-Building Activities Built-In

We use Wisdom Walls, Small Group Discussion Activities, Flashcard Games and More...



ATS Templates

- **Fewer Clicks**
- **Less Scrolling**
- **Easy Navigation**

**Streamlined, Pared Down
Left-Navigation Settings**

Module Content Headers

Resource-Rich Home Pages

**Overviews Templates, Nested
Tabs, and Custom Navigation**

ATS Support



- The ATS Team Resolves Tickets in Record Time
- We Support Everything – Canvas, Microsoft 365, Kaltura, Turnitin, Respondus, WordPress, Qualtrics, Zoom, Zoom Webinars, and Large Virtual Meetings
- Website: www.nyit.edu/itshelp
- Phone: 516.686.1188 [Hours of Operation](#)